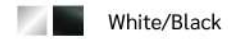



LED Rail Lamp
JM 4072 White/Black - Specification Sheet

Material:	Aluminium
Dimensions(mm):	L600mm
Dimability:	No
Wattage:	27W
Color temperature:	4000K
Light flux:	160lm/W
LED:	SMD 2835
Beam angle:	90°
Surface color:	White/Black



Phase adjustable by DIP switch design



1.5M

PI	Irated	1	2	3
61W	360mA	—	—	—
54W	315mA	ON	—	—
46W	270mA	—	ON	—
38W	225mA	ON	ON	—
35W	200mA	—	—	ON
30W	175mA	ON	—	ON
25W	145mA	—	ON	ON
20W	110mA	ON	ON	ON

Before use, always check dipswitch settings

0.6M

PI	Irated	1	2	3
27W	370mA	—	—	—
24W	340mA	ON	—	—
22W	300mA	—	ON	—
20W	260mA	ON	ON	—
18W	240mA	—	—	ON
16W	210mA	ON	—	ON
14W	180mA	—	ON	ON
12W	150mA	ON	ON	ON

Before use, always check dipswitch settings

3-Phase adjustable L1/L2/L3



Size drawing



Innovative design on optics

Diverse optics

Diverse optics



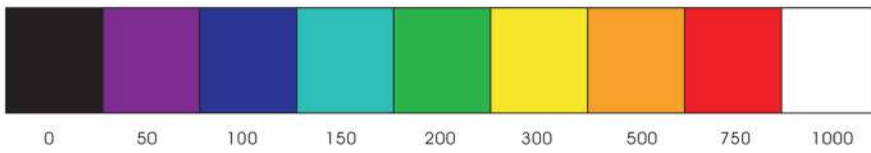
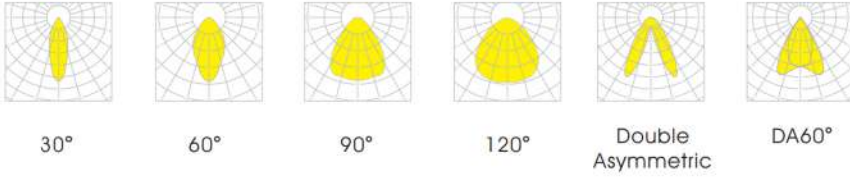
DA25°

90°

Diverse optics for different applications

Innovative design on optics

Optics



Application

